

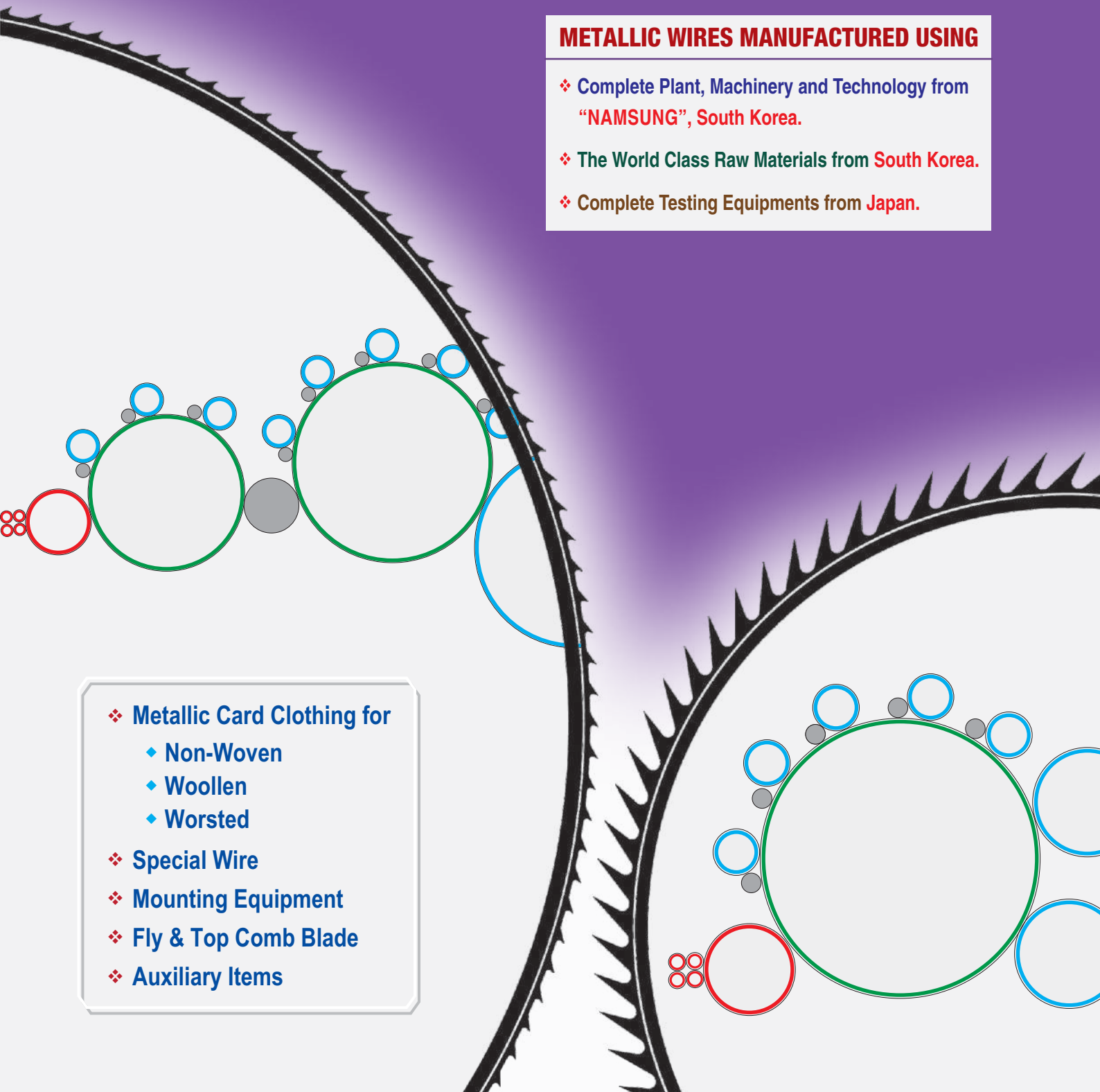


# Sanmit Card Clothing India (P) Ltd

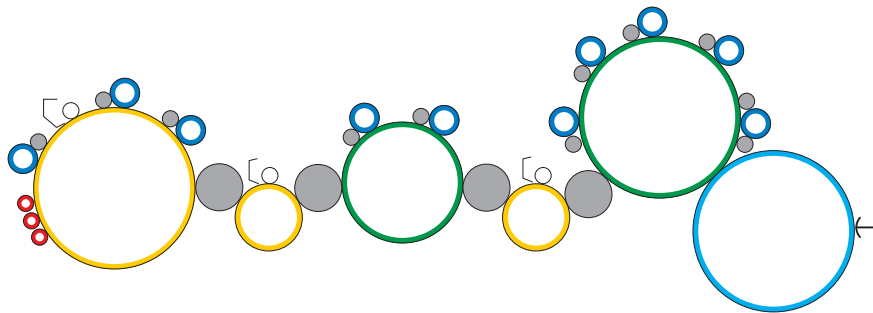
## METALLIC WIRES MANUFACTURED USING

- ❖ Complete Plant, Machinery and Technology from "NAMSUNG", South Korea.
- ❖ The World Class Raw Materials from South Korea.
- ❖ Complete Testing Equipments from Japan.

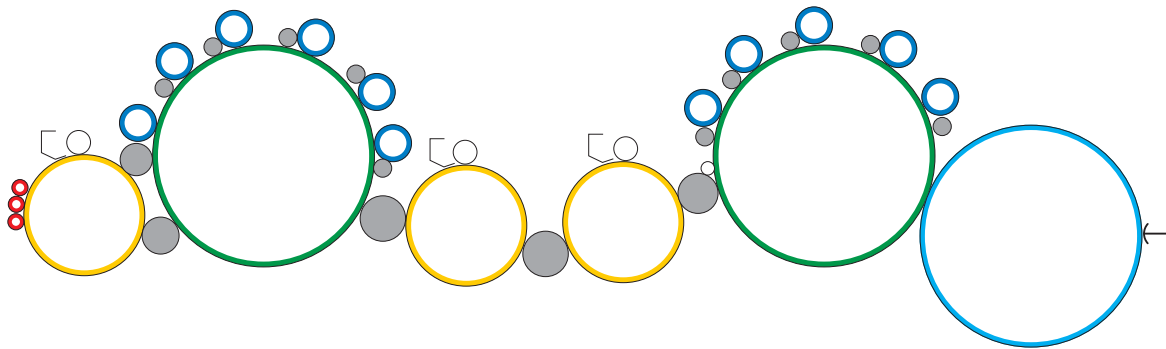
- ❖ Metallic Card Clothing for
  - ◆ Non-Woven
  - ◆ Woollen
  - ◆ Worsted
- ❖ Special Wire
- ❖ Mounting Equipment
- ❖ Fly & Top Comb Blade
- ❖ Auxiliary Items



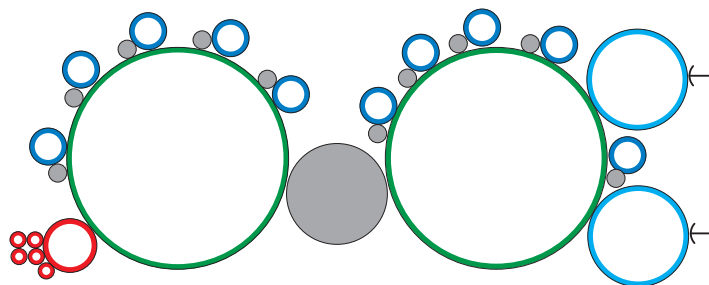
# Metallic Wire For Worsted Card



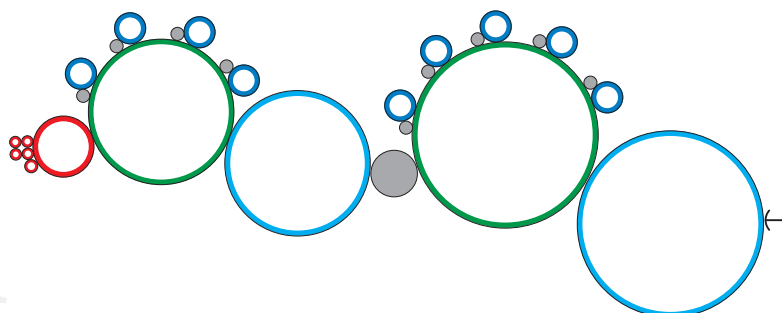
For Worsted Card



For Worsted Card

















For Synthetic Fiber Card













For Synthetic Fiber Card













## ○ Cylinder Wire

Type No.	Rib	Height	Angle	TPI	PPSI		Type No.	Rib	Height	Angle	TPI	PPSI	
CK4-3276	0.9	3.2	76	14	395		CA85-3265	1.5	3.2	65	8.5	144	
CK5-3575	0.7	3.5	75	15	544		CA8-4078	1.5	4.0	78	8	135	
CK2-3578	1.0	3.5	78	12	305		CA5-4280	2.0	4.2	80	5	64	
CK0-3575	1.0	3.5	75	10	254		CA5-5670	1.1~3.0	5.6	70	5	115 / 42	
CA8-3270	0.9	3.2	70	8	226		CK0-3578-S	1.0	3.5	78	10	254	
CK0-4280	1.4	4.2	80	10	181		CA8-3578-S	1.5	3.5	78	8	135	







## ○ Doffer Wire

Type No.	Rib	Height	Angle	TPI	PPSI		Type No.	Rib	Height	Angle	TPI	PPSI	
DK2-4255	1.0	4.2	55	12	305		DK0-4250-S	1.0~1.2	4.2	50	10	254 / 212	
DK0-4255	1.0	4.2	55	10	254		DA9-5060-S	1.0	5.0	60	9	229	
DK0-4250	1.0	4.2	50	10	254		DA8-4245-S	1.2	4.2	45	8	169	
DA7-5050	1.0~1.3	5.0	50	7	178 / 137		DA6-4235-S	1.2	4.2	35	6	169	







## ○ Worker Wire

Type No.	Rib	Height	Angle	TPI	PPSI		Type No.	Rib	Height	Angle	TPI	PPSI	
WK4-4265	0.8	4.2	65	14	445		WA7-4350	1.2	4.35	50	7	148	
WK2-4365	1.0	4.3	65	12	305		WA5-5560	2.5	5.5	60	5	51	
WK05-4250	1.0	4.2	50	10.5	267		WA5-5655	1.1~3.0	5.6	55	5	115 / 42	
WK0-4365	1.2	4.3	65	10	212		WA8-4560-S	1.0	4.5	60	8	203	
WA8-4360	1.2	4.3	60	8	169		WA6-5050-S	2.5	5.0	50	6	61	







## ○ Stripper / Transfer

Type No.	Rib	Height	Angle	TPI	PPSI		Type No.	Rib	Height	Angle	TPI	PPSI	
SK0-3565	1.0~1.5	3.5	65	10	254 / 169		SA8-3365	1.5	3.3	65	8	135	
NA55-8560	1.5	8.5	60	5.5	93		SA8-8065	1.5	8.0	65	8	135	

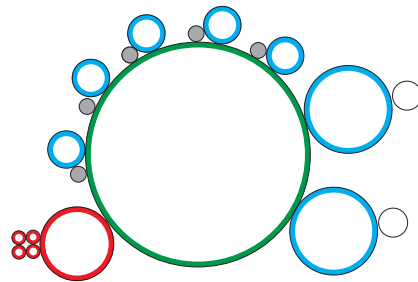
## ○ Licker-in / Feed

Type No.	Rib	Height	Angle	TPI	PPSI		Type No.	Rib	Height	Angle	TPI	PPSI	
TA5-4770	1.1~3.0	4.7	70	5	115 / 42		TA3-6572	1.5~3.5	6.5	72	3	34 / 15	
TA4-5685	1.1~3.0	5.6	85	4	92 / 34		TA25-5065	1.58	5.0	65	2.5	48	

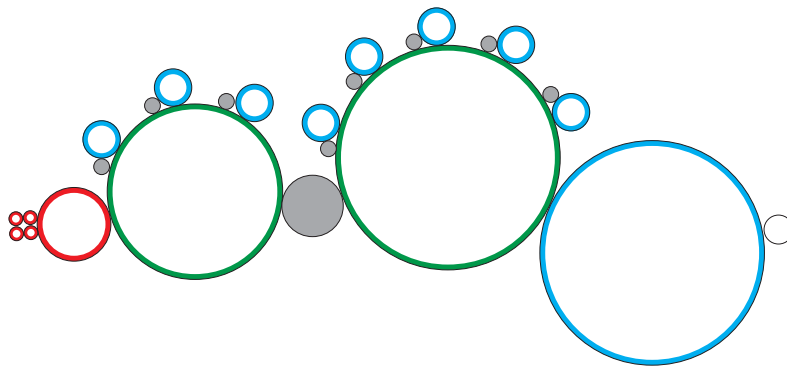
## ○ Morel Wire

Type No.	Rib	Height	Angle	TPI	PPSI		Type No.	Rib	Height	Angle	TPI	PPSI	
LA8-3540	0.8	3.5	40	8	254		LA4-4250	2.0	4.2	50	4	51	
LA45-3540	1.0	3.5	40	4.5	127		LA3-5050	1.5	5.0	50	3	51	

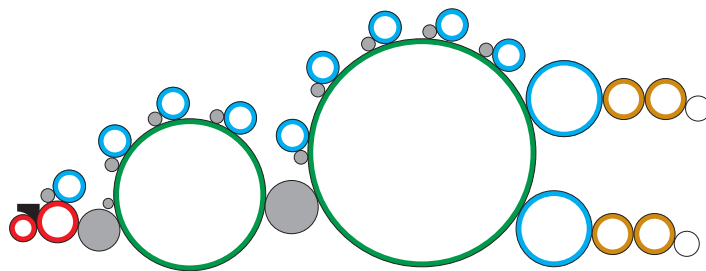
# Metallic Wire For Non Woven Card



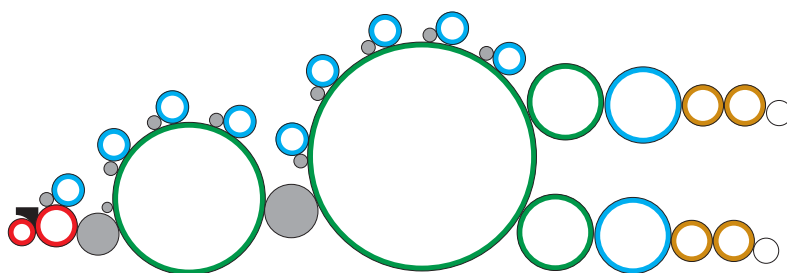
Single Cylinder, Double Doffer



Breast & Single Cylinder, Single Doffer













Breast & Single Cylinder, Double Doffer, Scramble























Breast & Single Cylinder, Double Random, Double Doffer, Scramble





## ○ Cylinder Wire

Type No.	Rib	Height	Angle	TPI	PPSI		Type No.	Rib	Height	Angle	TPI	PPSI	
CK6-3275	0.8~0.9	3.2	75	16	508 / 452		CK0-3575	0.9~1.5	3.5	75	10	282 / 169	
CK4-3276	0.8~1.0	3.2	76	14	445 / 356		CA8-4078	1.0~1.8	4.0	78	8	203 / 113	
CK4-3575	0.9~1.0	3.5	75	14	395 / 356		CA6-4575	1.0~2.0	4.5	75	6	152 / 76	
CK2-3578	0.9~1.2	3.5	78	12	314 / 254		CA5-5670	1.1~3.0	5.6	70	5	115 / 42	





## ○ Doffer / Worker Wire

DK4-4255	0.8~1.0	4.2	55	14	445 / 356		DK0-4550	1.0~1.5	4.5	50	10	254 / 169	
DK4-4258	0.8~1.0	4.2	58	14	445 / 356		DK0-4255	1.0~1.5	4.2	55	10	254 / 169	
DK4-4261	0.8~1.0	4.2	61	14	445 / 356		DK0-4250	1.0~1.5	4.2	50	10	254 / 169	
DK2-5055	1.0~1.2	5.0	55	12	305 / 254		DA9-5050	1.0~1.2	5.0	50	9	229 / 191	
DK2-4550	0.9~1.2	4.5	50	12	339 / 254		DA9-5055	1.0~1.2	5.0	55	9	229 / 191	
DK2-4555	0.9~1.2	4.5	55	12	339 / 254		WA8-4350	1.0~1.5	4.3	50	8	203 / 135	
DK2-4255	0.8~1.2	4.2	55	12	381 / 254		DA8-5055	1.5~2.0	5.0	55	8	135 / 102	
DK2-4250	0.8~1.2	4.2	50	12	381 / 254		WA6-5055	1.5	5.0	55	6	102	
DK0-5050	1.0~1.5	5.0	50	10	254 / 169		DK0-4250-S	1.0~1.2	4.2	50	10	254 / 212	
DK0-4555	1.0~1.5	4.5	55	10	254 / 169		DA7-5050-RD	1.2	5.0	50	7	148	





## ○ Stripper / Transfer

SK1-3368	1.0~1.2	3.3	68	11	279 / 233		SA8-3365	1.2~1.5	3.3	65	8	203 / 169	
SA8-4050	1.0~1.5	4.0	50	8	203 / 135		SA6-4360	1.0~1.5	4.3	60	6	152 / 102	

## ○ Licker-in / Feed

TA4-6085	1.5~3.0	6.0	85	4	68 / 34		FA4-65120	1.5~3.0	6.5	120	4	68 / 34	
TA3-6572	1.5~3.5	6.5	72	3	51 / 35		FA3-9070	1.5~2.16	9.0	70	3	51 / 35	

## ○ Compensating / Scramble

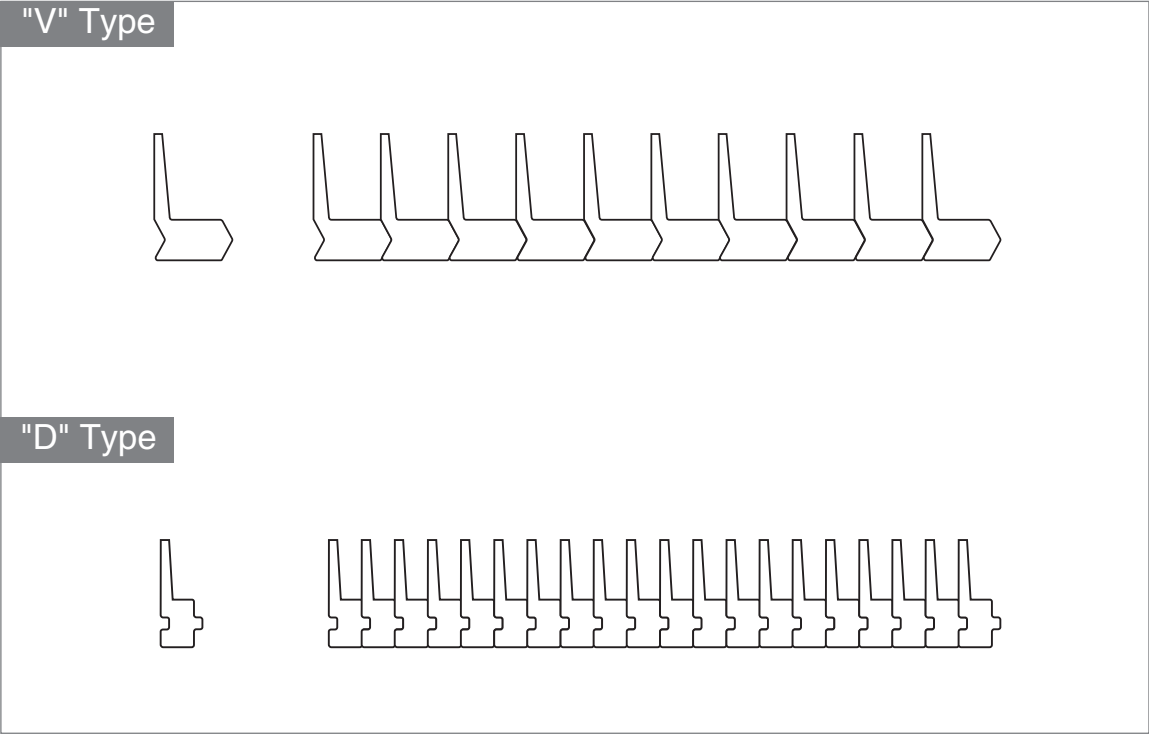
NA7-5050	1.0~1.5	5.0	50	7	178 / 119		NA6-5050	1.0~1.5	5.0	50	6	152 / 102	
NA6-5550	1.2~1.5	5.5	50	6	127 / 102		NA5-6550	1.5	6.5	50	5	85	

## ○ Wire for Opener / Rag machine

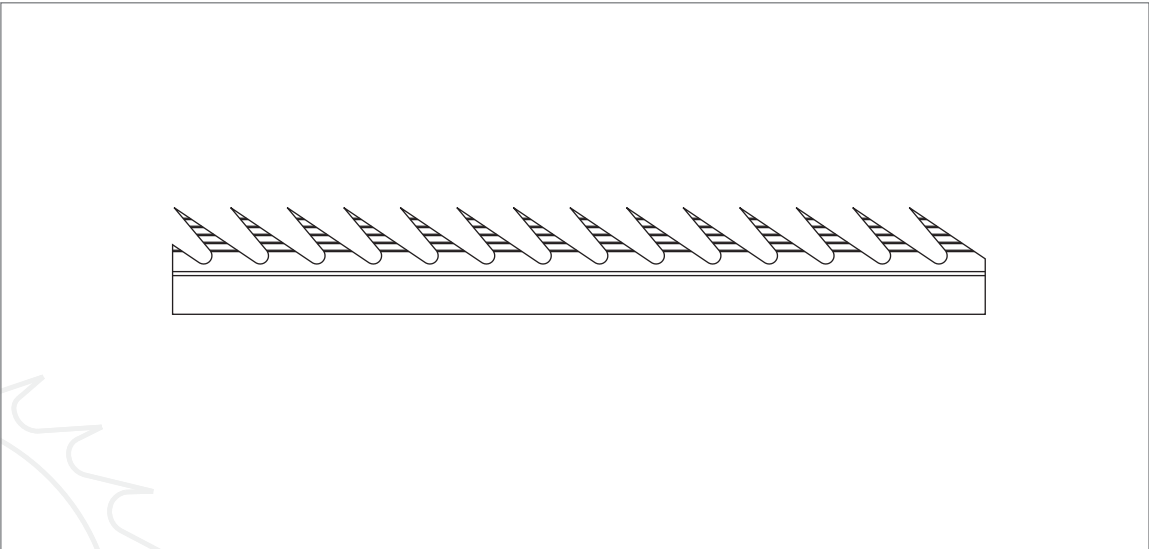
MA2-1080	1.65~3.0	10.0	80	2	31 / 17		MA25-1285	1.65~3.0	12.0	85	2.5	46 / 25	
----------	----------	------	----	---	---------	---	-----------	----------	------	----	-----	---------	---

# Special Wire

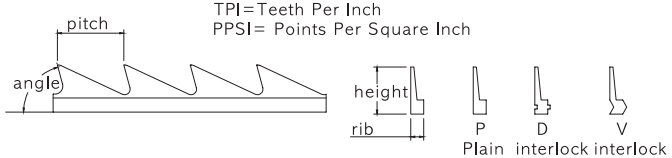
Interlock

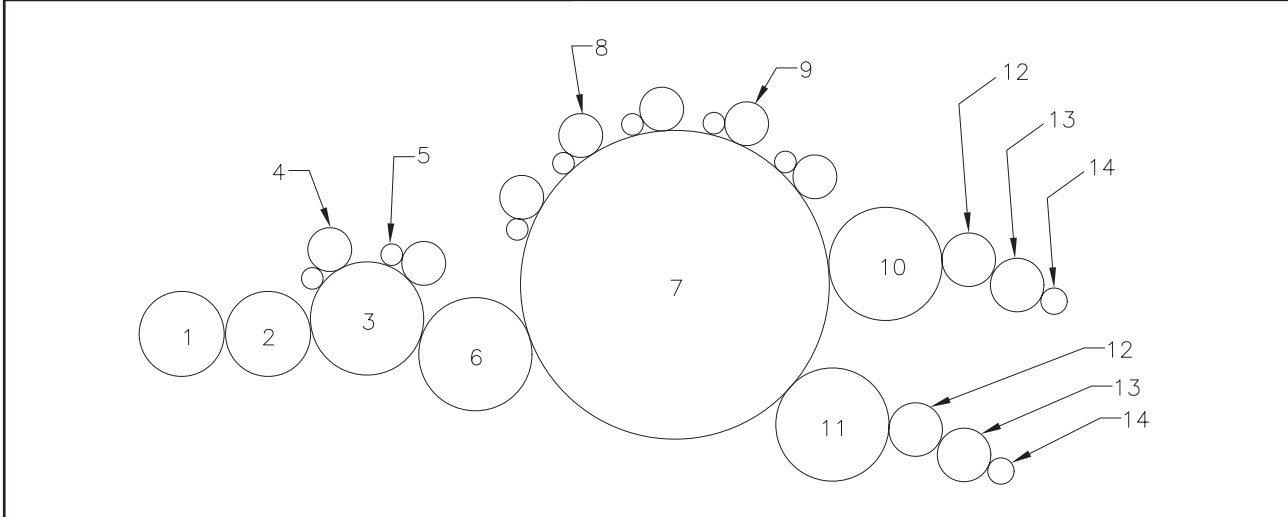


Serration



## Card Clothing

Customer Name :	Date:
Make of Machine	
Working Width	
Fibers	
Production	kg/hr



S.No.	Roller Name	R/O size		Sanmit Wire Type No.	Wire Dimension					Kg	Remark	
		Dia	Qty		Rib	Height	Angle	TPI	PPSI			
1	Feed	412	1	TA4-6085-V*3.2	3.2	6.0	85	4	32		"V"	
2	Licker-in	412	1	TA5-5075-V*2.5	2.5	5.0	75	5	51		"V"	
3	Breast	Cylinder	550	1	CA6-4575-V*1.6	1.6	4.5	75	6	95		"V"
4		Worker	213	2	DA7-4350-SE*1.2	1.2	4.3	50	7	148		"P", "SE"
5		Stripper	118	2	SA9-4270*1.3	1.3	4.2	70	9	176		"P"
6	Transfer	550	1	SA6-4560-V*1.6	1.6	4.5	60	6	95		"V"	
7	Main	Cylinder	1500	1	CK4-2575*0.8	0.8	2.5	75	14	445		"P"
8		Worker	218	5	DK2-4250-SE*0.9	0.9	4.2	50	12	339		"P", "SE"
9		Stripper	118	5	DK0-4550*1.0	1.0	4.5	50	10	254		"P"
10,11	Doffer	550	2	DK24250-SE*0.8	0.8	4.2	50	12	381		"P", "SE"	
12	1st Condenser	292	2	NA7-5050*1.2	1.2	5.0	50	7	148		"P"	
13	2nd Condenser	292	2	NA6-5550*1.4	1.4	5.5	50	6	109		"P"	
14	Take-off R/O	120	2	NA74-42120*1.8	1.8	4.2	120	7.5	106		"P"	
	Total		27									

\* V/I/L ; V Interlocking Type

\* SE: Serration type

\* P : Plain Type

\* D/I/L ; D Interlocking Type

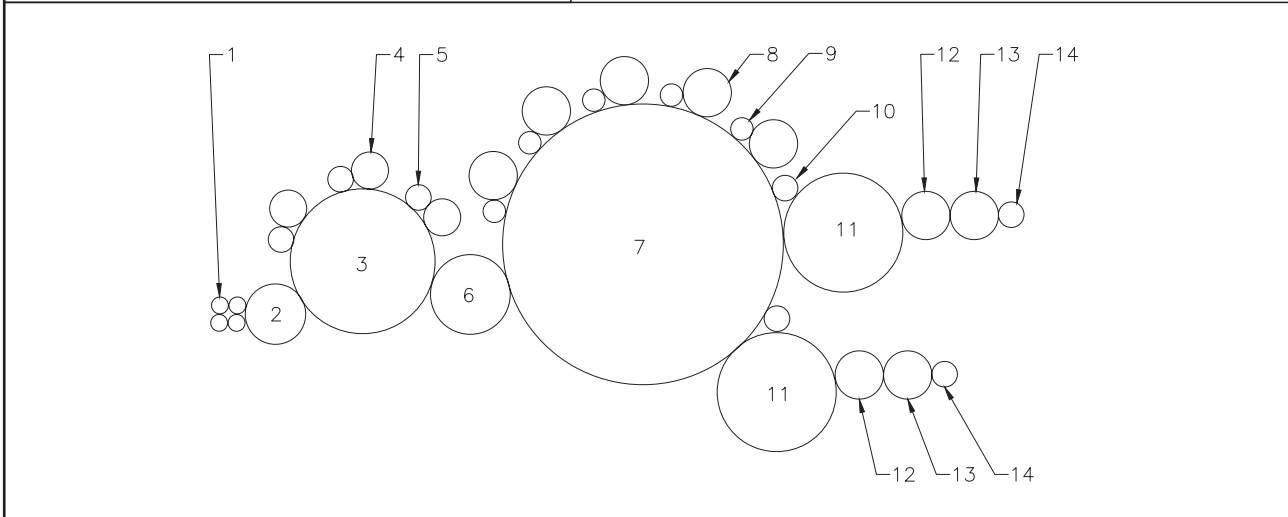
\* G : for Groove



# Recommendation

## Card Clothing

Customer Name :	Date:
Make of machine Working width Fibers Production <span style="float:right">kg/hr</span>	<p style="font-size: small;">TPI=Teeth Per Inch PPSI= Points Per Square Inch</p>



S.No.	Roller Name	R/O size		Sanmit Wire Type No.	Wire Dimension					Kg	Remark	
		Dia	Qty		Rib	Height	Angle	TPI	PPSI			
1	Feed	70	4	FA3-9075*1.5	1.5	9.0	75	3	-		"G"	
2	Licker-in	250	1	TA3-6572*3.0	3.0	6.5	72	3	25		"P"	
3	Breast	Cylinder	850	1	CA5-5670*2.5	2.5	5.6	70	5	51		"P"
4		Worker	213	3	WA5-5655*2.5	2.5	5.6	55	5	51		"P"
5		Stripper	110	3	CA5-5670*2.5	2.5	5.6	70	5	51		"P"
6	Transfer	350	1	SA6-4360*1.5	1.5	4.3	60	6	102		"P"	
7	Main	Cylinder	1280	1	CK0-3575*1.5	1.3	3.5	75	10	195		"P"
8		Worker	215	5	WA8-4350*1.5	1.0	4.2	50	10	254		"P"
9		Stripper	90	5	SA8-3365*1.5	1.5	3.3	65	8	135		"P"
10,11	Angle stripper	90	2	SA8-3365*1.5	1.5	3.3	65	8	135		"P"	
12	Doffer	505	2	DK0-4550*1.2	1.0	4.2	50	10	254		"P"	
13	1st Condenser	265	2	NA7-5050*1.0	1.2	5.0	50	7	148		"P"	
14	2nd Condenser	265	2	NA6-5550*1.4	1.4	5.5	50	6	109		"P"	
15	Roller Comb	165	2	NA75-42120*1.8	1.8	4.2	120	7.5	106		"P"	

\* V/I/L ; V Interlocking Type

\* SE: Serration type

\* P : Plain Type

\* D/I/L ; D Interlocking Type

\* G : for Groove

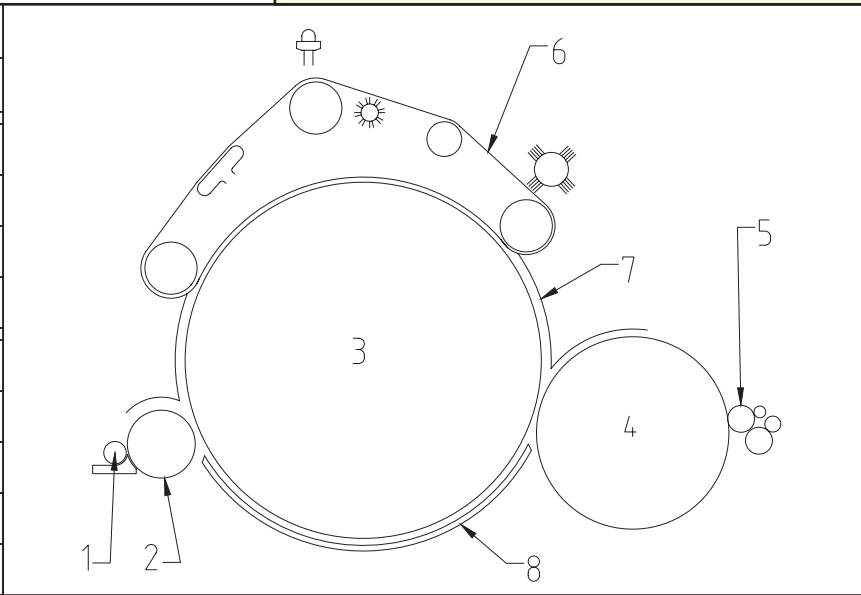




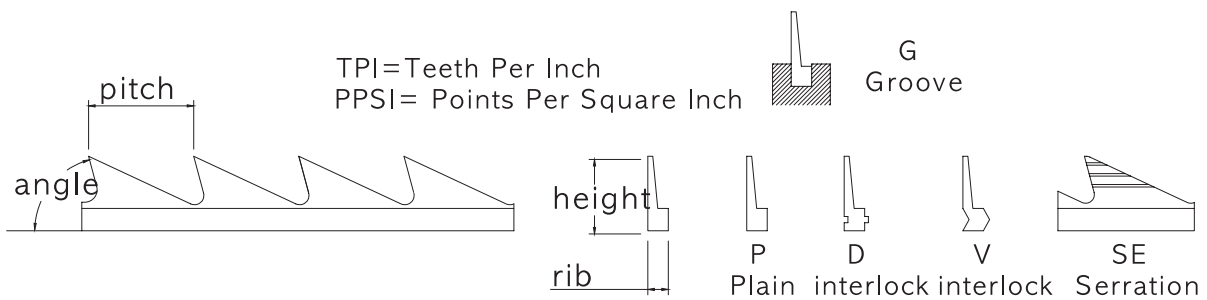
# Recommendation

## Card Clothing

Customer	
Card M/C Maker	
Model No.	
M/C width	
Machine No.	
Products	
Fiber	
Capacity	kg/hr



S.No.	Roller Name	R/O size		Sanmit Wire Type No.	wire dimension					Kg	Remark
		Dia	Qty		Rib	Height	Angle	TPI	PPSI		
1	Feed										
2	Licker-in	9.5"	1	TA5-5680*2.1	1.1	5.6	80	5			"G"
3	Cylinder	50"	1	CK7-2560*0.6	0.6	2.5	60	17	720		"P"
4	Doffer	27.5"	1	DK4-3760*0.9	0.9	3.7	60	14	395		"P"
5	Take off (stripping R/O)										
6	Flat Top										
7	Stationary Flat										
	Under Licker-in										
	Above Licker-in										
	Above Doffer										
8	Under Casing										
9											
10											
11											
TOTAL											

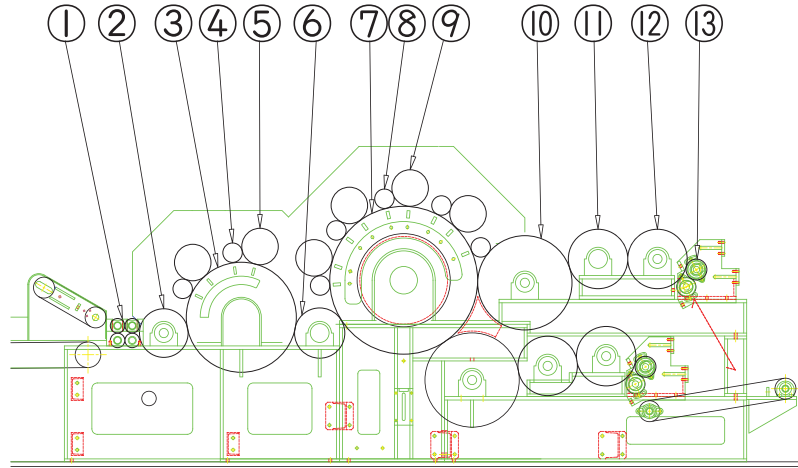




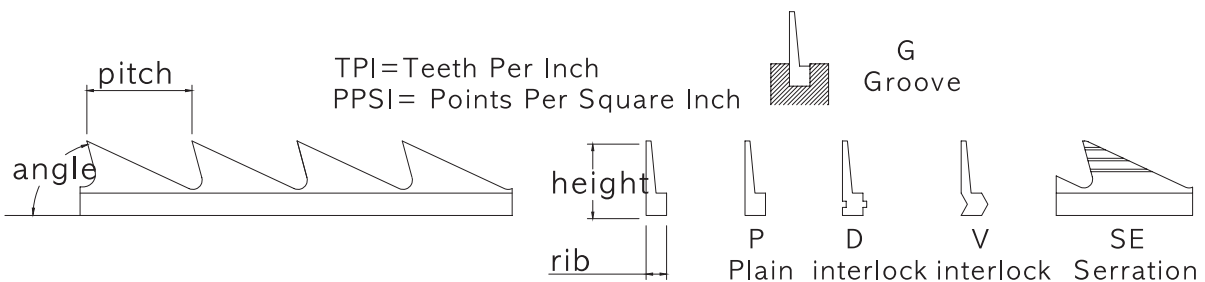
# Recommendation

## Card Clothing

Customer	
Card M/C Maker	
Model No.	
M/C width	
Machine No.	
Products	
Fiber	
Capacity	kg/hr




S.No.	Roller Name	R/O Size		Sanmit Wire Type No.	Wire Dimension					Kg	Remark	
		Dia	Qty		Rib	Height	Angle	TPI	PPSI			
1	Feed	79	4	FA4-70120*3.0	3.0	7.0	120	4	34		"P"	
2	Licker-in	265	1	TA45-5677*3.0	3.0	5.6	77	4.5	38		"P"	
3	Breast	Cylinder	600	1	CK0-3575*1.3	1.3	3.5	75	10	195		"P"
4		Stripper	106	2	SA8-3365*1.5	1.5	3.3	65	8	135		"P"
5		Worker	199	2	DK0-4255*1.2	1.2	4.2	55	10	212		"P"
6	Transporter	265	1	SA6-4360*1.5	1.5	4.3	60	6	102		"P"	
7	Main	Cylinder	806	1	CK6-3276*0.9	0.9	3.2	76	16	452		"P"
8		Stripper	106	5	SK0-3565*1.0	1.0	3.5	65	10	254		"P"
9		Worker	199	4	DK4-4260*0.8	0.8	4.2	60	14	445		"P"
10	Doffer	514	2	DK4-4260*0.8	0.8	4.2	60	14	445		"P"	
11	1st Scramble	324	2	NA7-5050*1.0	1.0	5.0	50	7	178		"P"	
12	2nd Scramble	324	2	NA6-5050*1.2	1.2	5.0	50	6	127		"P"	
13	Roller Comb	114	2	NA75-42120*1.8	1.8	4.2	120	7.5	106		"P"	
14												
	TOTAL		29									




# Mounting Equipment

- Mounting Machine




- Dis-Mounting Machine
- Butt - Welder
- High Power Solder Iron

## Fly & Top Comb Blade




## Auxiliary Items

- Card Gauge



- Hand Card



**The information we require to Recommend  
the best Specification of Metallic Wire.**

- ❖ **Make of Card**
- ❖ **Roller Dimension and Configuration**
- ❖ **RPM of Main Cylinder / Doffer**
- ❖ **Raw Material - Type of Fiber  
Fiber Denier and Length**
- ❖ **Production Rate in Kilos per Hour**
- ❖ **Current using Spec. of Metallic Wire**



## **Sanmit Card Clothing India (P) Ltd**

Fact. & Admn. Off. : S.F. No. : 61/2, Plot No. 41,  
Mahatma Gandhi Road, S.I.H.S Colony Road (Via),  
Neelikonampalayam (P.O.), Coimbatore - 641 033, INDIA.

**Mobile :** +91 95009 90591  
+91 87540 44138  
+91 87540 44130



**Email :** ram@sanmitcard.com  
info@sanmitcard.com  
prabu@sanmitcard.com  
sales@sanmitcard.com

**Web :** www.sanmitcard.com